


Welcome!

- **Lauren Jones**

- Discuss the Roadmap – stick it on the fridge!
- What we will do
- Parent feedback - what have parents asked for
- Actions – what you can do

- **Luke Moseley**

- Welcome
- Attendance
- Revision – flash cards practical
- JKHS 6th form unique





- Assessment/Mock exam dates
- Afterschool revision sessions
- Report dates & deadlines
- JK VI Form open evening
- Stick it on the fridge and use as a tool/reminder



What will we do...

- *“We care too much...”*
- High quality teaching
- Monthly communications
- Centralised Revision
 - “One timetable. Every subject. Less stress.”
 - Your revision, already planned
 - Perfect as a starting point, ready for you to extend
- Careers meeting – these have started
- Subject revision sessions – to begin end of Oct
- Pastoral support – Miss Morgan
- Period 0, warm-ups and boosters
- And much more...



Parental feedback from previous years

“Please can we have more guidance?”

How can you help?

- Structured revision time before assessments (roadmap)
 - *What works for your young person?*
- Blue light – bedtime routine
 - *Balance screens and no-screens (App block?)*
- Encourage healthy habits (water/food)
- Encourage talking
- Reassure – ‘Practice and notice’
- Marks not grades
- Reach out l.jones@jkhs.org.uk or r.morgan@jkhs.org.uk



Actions – 3 Things you can do to help

1. Care about the small things
2. Attendance – every lesson counts.
3. Support with starting
4. Share responsibility for planning





Doing the little things can
make a big difference.

Yogi Berra

“ quote fancy



ZERO
ZERQES

ZERO
ZERQES

ZERO
ZERQES

ZERO
ZERQES

ZERO
ZERQES

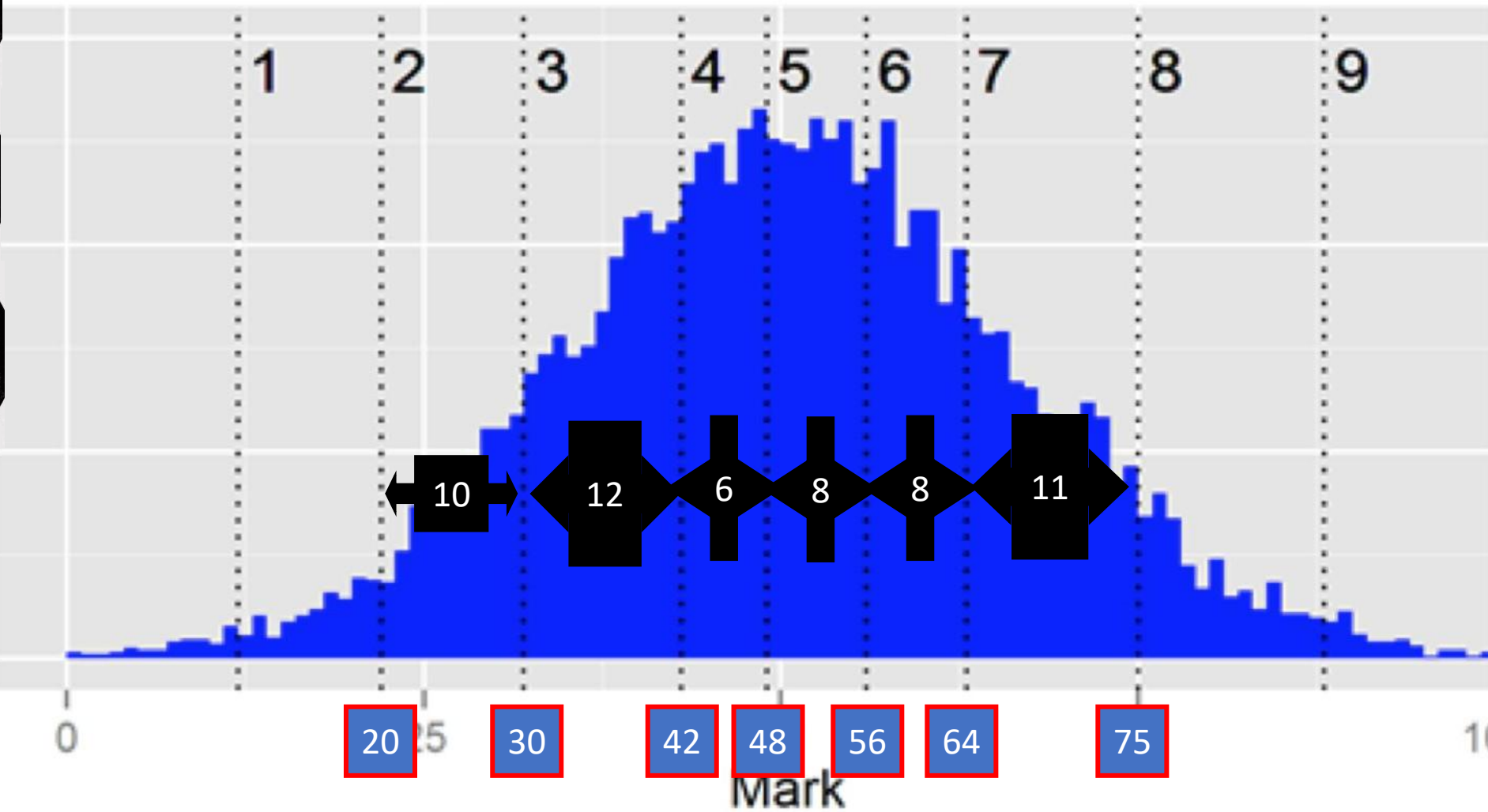
ZERO
ZERQES

ZERO
ZERQES

ZERO
ZERQES

ZERO
ZERQES

ZERO
ZERQES





**You can control
the controllables.**

Dave Ramsey

quoteandyou



A story of three JKHS students



AI and Assessments

A quick guide for students



What is AI?

- AI stands for artificial intelligence and using it is like having a computer that thinks
- AI tools like ChatGPT or Snapchat My AI can write text, make art and create music by learning from data from the internet, but watch out – they can also make things up and be biased



How can AI be misused in assessments?

AI misuse is when you take something made using AI and say it's your own work.

THIS IS CHEATING!



How do I make sure I don't misuse AI?

Know the rules

- You're **not allowed** to use AI tools when you're in an exam
- Your teachers will tell you if you're allowed to use AI tools when doing your coursework – the rules will depend on your qualification
- Even if you're allowed to use AI tools, you can't get marks for content just produced by AI – your marks come from showing your own understanding and producing your own work

Reference reference reference!

If you're allowed to use AI tools, you must reference them clearly

- Name the AI tool you used
- Add the date you generated the content
- Explain how you used it
- Save a screenshot of the questions you asked and the answers you got

Declare it's all your own work

When you hand in your assessment, you have to sign a declaration. Anything without a reference must be all your own work. If you've used an AI tool, don't sign the declaration until you're sure you've added all the references

REMEMBER


Misusing AI is cheating!
Know the rules
Talk to your teachers
Reference clearly



What happens if I misuse AI?

If you've misused AI, you could lose your marks for the assessment – you could even be disqualified from the subject.

DON'T RISK IT!




AQA	City & Guilds	CCEA	OCR	Pearson	WJEC
-----	---------------	------	-----	---------	------

Warning to Candidates

- You **must** be on time for all your examinations.
- Possession of a mobile phone** or other unauthorised material is **not allowed** even if you do not intend to use it. You will be subject to penalty and possible disqualification from the exam/qualification.
- You **must not** talk to, attempt to communicate with or disturb other candidates once you have entered the examination room.
- You **must** follow the instructions of the invigilator.
- You **must not** sit an examination in the name of another candidate.
- You **must not** become involved in any unfair or dishonest practice in any part of the examination.
- If you are confused about anything, only speak to an invigilator.


The Warning to Candidates must be displayed in a prominent place outside each examination room. This may be a hard copy A3 paper version or an image of the poster projected onto a wall or screen for all candidates to see.



AQA City & Guilds CCEA NCFE OCR Pearson WJEC

NO MOBILE PHONES NO WATCHES

NO TECHNOLOGICAL OR WEB-ENABLED POTENTIAL SOURCES OF INFORMATION




Possession of unauthorised items, such as a mobile phone or any watch, is a serious offence and could result in

DISQUALIFICATION

from your examination and your overall qualification.

This poster must be displayed in a prominent place outside each examination room.



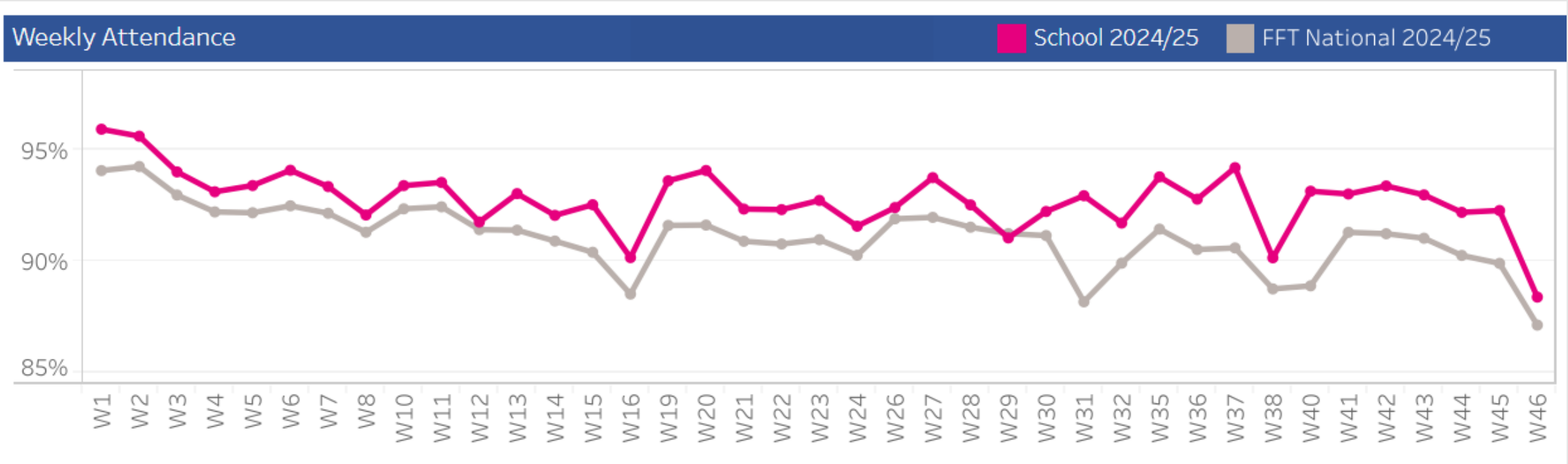
When we turn up we
learn, we feel, and grow
together struggling as one.

Alan Schultz

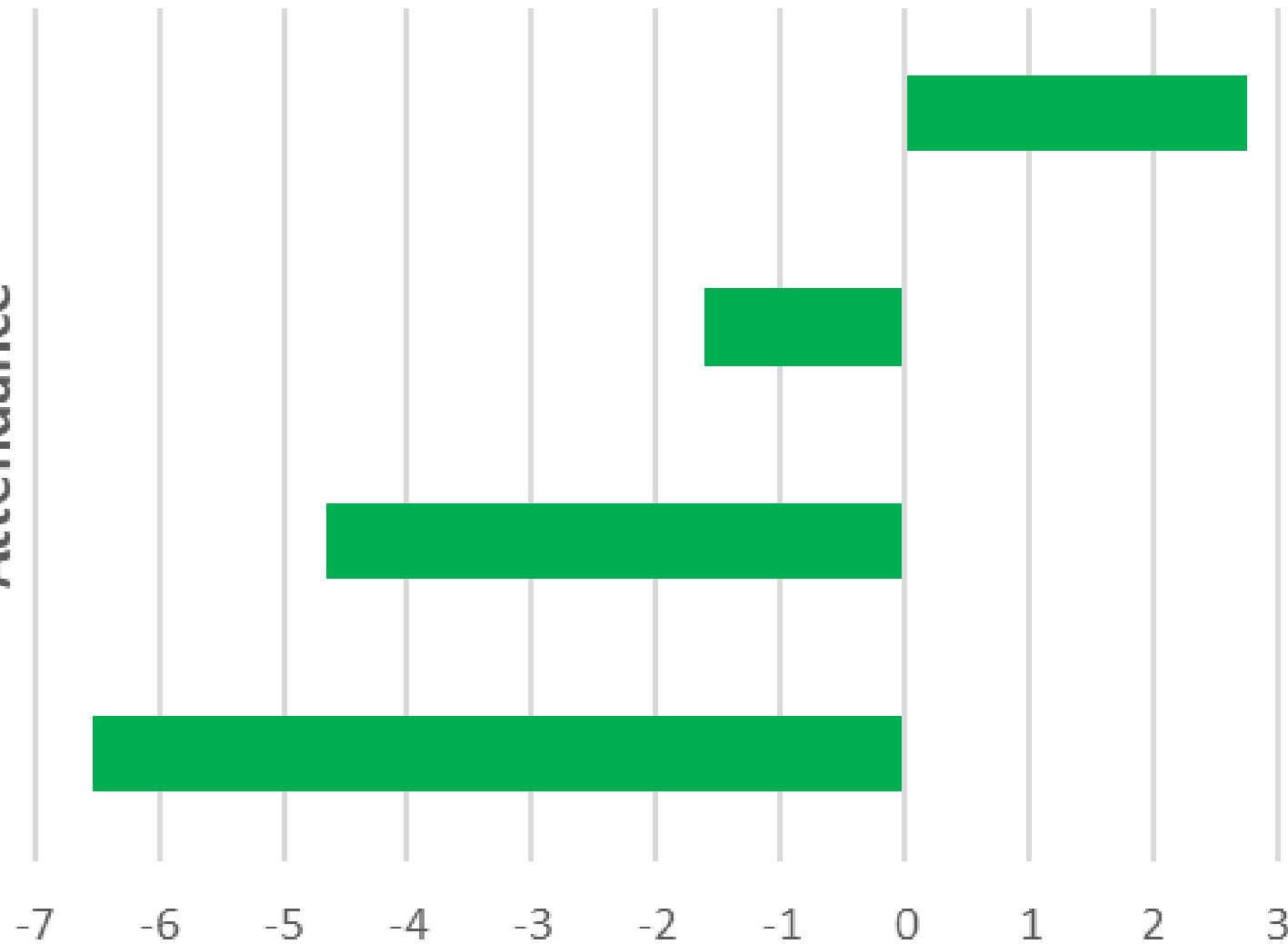
“quote.fm”



Year 11 Attendance Last Year



Attendance



95%+

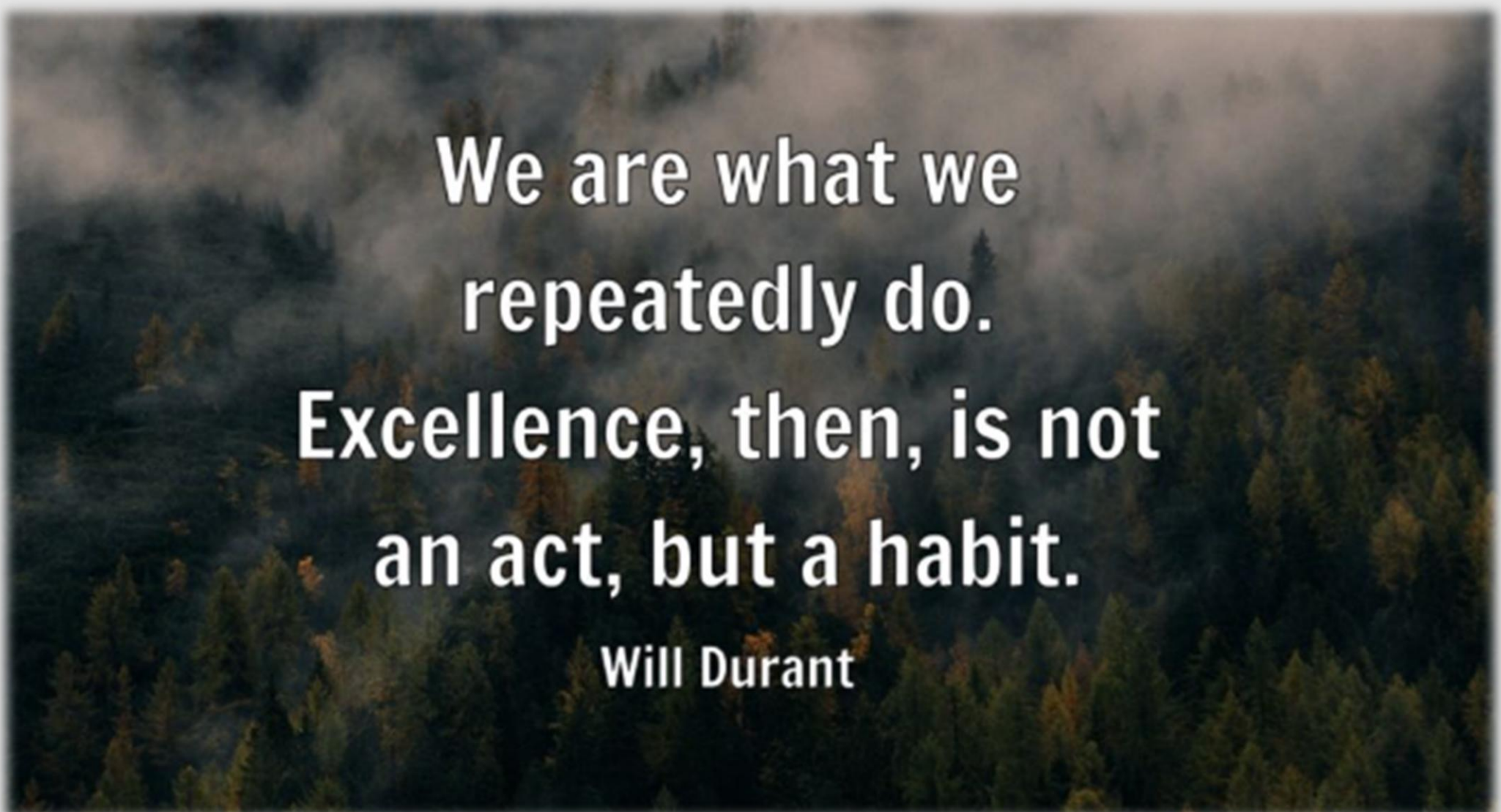
90% - 95%

70% - 90%

70% -

Grades above average JKHS in total





We are what we
repeatedly do.
Excellence, then, is not
an act, but a habit.

Will Durant



“It is clear that the centre has worked with students on key quotations which can be manipulated for a variety of questions... this has worked well”

Professional Examination Marker – Feeding back on the February English Literature Mocks

Summer JKHS GCSE English results?

Best in last 10 years!



Do It Now Activity

- Get a blank flash card ready
- You're going to make a flash card about a man called 'John Kyrle'
- The front should look like this.

John Kyrle
6 facts

1. Born
2. Died
3. Poem
4. Famous
5. Bread
6. Studied



Task – record this information on the back of your flashcard

1. Born: 1637 in Dymock
2. Died: 1724 (aged 87)
3. Eulogised in a poem called “The Man of Ross” by Alexander Pope
4. Famous for: Philanthropy
5. At weekends he baked bread and gave it to the poor.
6. Studied Law



Why Are We Doing This?

- Next Monday (29th) subjects will be sharing:
 - The topics that students need to revise for the mocks
 - 50 key words & definitions that students should know
- These key words are 'unlock' word
 - They unlock access to the question
 - Without them it can be impossible to get marks



Task – Work with a partner to start learning the information about John Kyrle

- Read the front, try to remember what's on the back. *Write it out?*
- Flip, check
- Make corrections
- Repeat.



Practice starts next week: 8 weeks to the mocks

How can I start practising now?



Wk Beg	Weeks to Mocks	Students/Parents
22/09/2025	8	24th Parents information evening 27th Y11 Assembly
29/09/2025	7	50 Key Words & Mock Topics Shared with students and parents. Flashcards for revision
06/10/2025	6	50 key words low-stake knowledge checks start (class/homework) Flashcards for revision
13/10/2025	5	50 key words low-stake knowledge checks continue Flashcards for revision.
20/10/2025	4	Revise with JK Central Calendar Week 1 Parent Webinar Wednesday 6pm
27/10/2025	3	Half Term – Revise with JK Central Calendar week 2
03/11/2025	2	Revise with JK Central Calendar Week 3
10/11/2025	1	Revise with JK Central Calendar Week 4
17/11/2025	0	Practice self-organised revision - Mocks start on the Thursday of this week
24/11/2025	-1	Mocks



A centralised revision timetable:

“One timetable. Every subject. Less stress.”



4 weeks of Centralised Revision TT: 8 x 30 min revision tasks



John Kyrle High School

Week 1: w/c 20th October

Day	Date	Task 1	Task 2	Task 3	Task 4
Monday	20 Oct	Maths	English Lit		
Tuesday	21 Oct	Option A	Option B		
Wednesday	22 Oct	Chemistry	English Lang		
Thursday	23 Oct	Option D	Physics		
Friday	24 Oct	Biology	Option C		
Saturday	25 Oct	English Lang	Biology	Chemistry	Option A or B
Sunday	26 Oct	Maths	English Lit	Physics	Option C or D

Week 2: Half term week – w/c 27th October

Day	Date	Task 1	Task 2	Task 3	Task 4
Monday	27 Oct	Maths	50 Key Words Maths	English Lit	50 Key Words Physics
Tuesday	28 Oct	Option A	50 Key Words English	Option B	50 Key Words Option A
Wednesday	29 Oct	Chemistry	50 Key Words Chemistry	English	50 Key Words Option B
Thursday	30 Oct	Option D	50 Key Words Biology	Physics	50 Key Words Option C
Friday	31 Oct	Biology	50 Key Words English	Option C	50 Key Words Option D
Saturday	1 Nov	English Lang	Biology	Chemistry	Option A or B
Sunday	2 Nov	Maths	English Lit	Physics	Option C or D



John Kyrle High School

Week 3: w/c 3rd November

Day	Date	Task 1	Task 2	Task 3	Task 4
Monday	3 Nov	Maths	English Lang		
Tuesday	4 Nov	Option A	Option B		
Wednesday	5 Nov	Chemistry	English Lang		
Thursday	6 Nov	Option D	Physics		
Friday	7 Nov	Biology	Option C		
Saturday	8 Nov	English Lang	Biology	Chemistry	Option A or B
Sunday	9 Nov	Maths	English Lit	Physics	Option C or D

Week 4: w/c 10th November

Day	Date	Task 1	Task 2	Task 3	Task 4
Monday	10 Nov	Maths	English Lit		
Tuesday	11 Nov	Option A	Option B		
Wednesday	12 Nov	Chemistry	English Lang		
Thursday	13 Nov	Option D	Physics		
Friday	14 Nov	Biology	Option C		
Saturday	15 Nov	English Lang	Biology	Chemistry	Option A or B
Sunday	16 Nov	Maths	English Lit	Physics	Option C or D



**The power of community to
support small steps forward**



Y11 students & parents evening
24th Sept 2025



WHAT YOU DO
MAKES A DIFFERENCE,
AND YOU HAVE TO DECIDE
WHAT KIND OF
DIFFERENCE
YOU WANT TO MAKE.

- JANE GOODALL -

